

# Access-a-Mat™

## TILE SYSTEM



Enhance the accessibility of loose-fill surfaces, while reducing maintenance requirements.

FALL PROTECTION

UNDER  
**600**  
**HIC**  
at 15 feet


### key features:

- simple to install
- exceeds ASTM F1951
- heavy-duty construction
- 15' fall height rating
- reduced maintenance



### fast, simple wheelchair and stroller accessibility


Access-a-Mat™ is a patented, low-cost, interlocking-open-grid tile system that can be embedded easily into loose-fill surfaces like sand or mulch. Bring instant accessibility to your project with ADA compliance and easier access for wheelchairs and baby strollers. Simple installation: install Access-a-Mat tiles, then backfill with loose fill.




### great for access routes on trails & public beaches



excavate 3" of sand



install access-a-mat tiles



backfill with sand

### perfect for new projects or retrofitting existing sites



3" of mulch placed



install access-a-mat tiles



2" of mulch placed over

**RUBBERECYCLE™**  
rubbercycle.com

p: 888-436-6846  
p: 732-363-0600

f: 732-370-4247  
e: info@rubbermulch.com

1985 Rutgers University Blvd  
Lakewood, NJ 08701